



Accommodation Sheet

General information

Accommodation name	HOTEL MONTEBELLO SPLENDID
Typology	Hotel
Address	Via Garibaldi 14
City	Florence
Contacts	Tel. +39 055 27471 - Fax +39 055 2747700 info@palazzomontebello.com
Website	http://montebellosplendid.com/it/
WCAG 2.1 compliant accessible website	NO
Online bookings	YES
Short description	<p>The 5-star Hotel Montebello Splendid is a 15-minute walk from the Duomo, Piazza della Signoria and Ponte Vecchio, and is an ideal solution for a stay in Florence. A charming residence, very different from the usual one of a hotel, full of many preciousness: the bright glimpses of original harmony of the rooms create pleasant and stimulating emotions, making guests rediscover the taste and charm of Florence.</p> <p>The hotel has 60 rooms, 4 of which are equipped for guests with reduced mobility.</p>

TESTED AND REVIEWED BY: [Handy Superabile Social Promotion Association](#) in 2024

Please note The following information refers to the date of verification shown at the bottom of each sheet. The Association is not responsible for any significant changes made by the property after the visit.





Summary

Accommodation sheet	1
General information	1
Arrival at the property.....	3
How to reach the property.....	3
Pathway from the private/public car park to the entrance	4
Entrance to the structure.....	6
Hall - Reception	7
Rooms/apartments	9
Rooms/apartments adapted for guests with reduced mobility.....	9
Toilet facilities in the guest room for guests with reduced mobility.....	11
Bar/restaurant	12
Internal pathways and common services	15
Communal toilets.....	15
Medical practices/healthcare facilities.....	17





Arrival at the property

How to reach the property

By car	<p>The A1 motorway is the main road that connects the north and south of the country, and passes through Florence.</p> <p>From the A1 highway, exit at Firenze Scandicci and head towards Firenze. Continue straight on Viale Etruria and Via F. Talenti until you reach Piazza Batoni. From here it is possible to take either Via del Sansovino or Via del Palazzo dei Diavoli, both of which will converge in Via Bronzino. Once here, continue straight until you reach the roundabout of Piazza Taddeo Gaddi. Take the fourth exit onto Ponte alla Vittoria and turn immediately right into Piazza Vittorio Veneto as soon as you cross the bridge. Take the first left around the square and continue straight until you reach Porta al Prato. Here turn right into Via Il Prato and turn right again after a hundred meters into Via Magenta. Take the first left (Via Montebello) and turn left again after a few hundred meters into Via Giuseppe Garibaldi. The Hotel Montebello Splendid will be located on the right a few tens of meters from the entrance to the street.</p>
By plane	<p>The nearest airports are: Florence (FLR) and Pisa (PSA)</p>
Assistance service for people with disabilities	<p>YES but pre-notified to the airline, travel agency or tour operator at the time of booking the flight or, at the latest, at least 48 hours before departure</p>
Embarkation/disembarkation of passengers with reduced mobility	<p>Forklifts: available for boarding and disembarking passengers on the aircraft</p>





Tactile paths for the blind and visually impaired	Choose an item.
There is a toilet room accessible with grab handles	Choose an item.
By train	
Nearest station	The Firenze - Santa Maria Novella railway station is about 1 km away by car and 800 meters on foot from the Hotel Montebello Splendid.
Assistance service for people with disabilities	YES. At the RFI Blue Room of reference . The services to be carried out can be requested in person at the RFI Blue Rooms or by telephone up to 12 hours before the departure/arrival time of the train in the opening time slot of the Blue Rooms.

Pathway from the private/public car park to the entrance


Presence of private parking	YES
Presence of parking space reserved for people with disabilities	NO
Type of flooring of the private parking lot	Rubber type, smooth
Public parking nearby	NO
Describe the route from the car park to the entrance and any critical issues	In the flat garage, then, via a ramp 100 cm long, >90 cm wide, 12% slope, you reach a door with a width of more than 90 cm. From here to the Hall follow a corridor that has uphill sections of 3 m length with 10% slopes interspersed with flat rest areas, at the end of which there is an elevator to go up to the hall or directly to the rooms. The lift has a sliding door with a useful width of 84 cm, a cabin 104 cm wide and 140 cm deep. The internal keyboard has raised buttons and braille. The highest button is located at 127 cm.



Project promoted by



Regione Toscana





Project carried out with the contribution of the



Presidenza del
Consiglio dei Ministri
Ministro per la disabilità



Entrance to the structure

There is an accessible entrance	YES. Both from the main entrance and from the underground garage
How to access the structure	☒ via 2 ramps. The first ramp is located on the left and is curved, 95 cm wide and 4 meters long with a slope of 8%-14%. In the first section there is also an oblique slope of 6%. The second ramp is 170 cm wide, 4 meters long with an 8% slope.
Type of entrance door	Automatic
Useful width of door/entrance gate	Above 90 cm
There are indicators and tactile maps	NO
	







Hall - Reception

How to reach it from the entrance	flat
Reception desk height	with a lowered bench part of less than 100 cm
Presence of multilingual staff	YES
Type of information material	<input type="checkbox"/> YES with maps/tactile signals <input type="checkbox"/> YES with brochure





<p>Initial assistance is provided for visitors with disabilities</p>	<p><input type="checkbox"/> YES with orientation tour of the structure</p> <p><input type="checkbox"/> YES with room accompaniment</p> <p><input checked="" type="checkbox"/> YES with porter service</p>
<p>The following aids are provided for visitors with disabilities</p>	<p><input type="checkbox"/> manual wheelchair</p> <p><input type="checkbox"/> Crutches</p> <p><input type="checkbox"/> Comfortable shower chair</p>
<p>The staff followed a training course on welcoming people with different disabilities</p>	<p>NO</p>
<p>Eventual notes</p>	<p>From the reception, via the elevators, it is possible to reach the rooms and the garage. There is also another lift near the restaurant, to reach the common toilets. All have a sliding door with a useful width of 84 cm, a cabin 104 cm wide and 140 cm deep. The internal keyboard has raised buttons and braille. The tallest button is located at 127 cm and they are equipped with visual and audible cues upon arrival at the floor.</p>
	





Rooms/apartments

Rooms/apartments adapted for guests with reduced mobility

Number and type of rooms/apartments equipped/usable by people with reduced mobility	<input checked="" type="checkbox"/> Double rooms Triple rooms Num . 4 <input type="checkbox"/> Choose an item.
Room access	<input checked="" type="checkbox"/> by elevator Door width 84 cm, cabin width 140 cm, cabin depth 104 cm, highest button height keypad 127cm, embossed/braille keys
Type of entrance door	with lever handle
Usable width of entrance door	Above 90 cm
Bed type and height	double bed 60 cm high
Free spaces on the sides of the bed	left 90 cm right 50 cm frontal 55 cm
Cabinet Type	with doors
Free space under the desk	60 cm
In-room options are available	<input checked="" type="checkbox"/> safe <input checked="" type="checkbox"/> minibar <input checked="" type="checkbox"/> Water Kettle <input type="checkbox"/> Iron
Eventual notes	The room visited, no. 112, is a double room, located on the 1st floor. The entrance is about ten meters from the lift, half of which must be covered slightly uphill with an 8% slope. A part of the section covered in carpet makes the journey a little more difficult. Entry is via magnetic card, with a sensor placed 137 cm from the ground.



Project promoted by



Regione Toscana





Project carried out with the contribution of the



Presidenza del
Consiglio dei Ministri
Ministro per la disabilità




Toilet facilities in the guest room for guests with reduced mobility

Access to the premises	flat
Usable width of the entrance door	85 cm
Type of door	flowing
Type of handle	Automatic/Sliding
Toilet height	46 cm
Toilet seat with open front tooth	NO
Support handles	Built-in to the toilet
Flexible shower on the side of the toilet	NO
Free space on the sides of the toilet	left 18 cm right 41 cm frontal Above 90 cm
Electric doorbell/telephone on the side of the toilet	YES
Washbasin with space underneath for wheelchair approach	68 cm
Height from the ground lower edge mirror	sufficient for use by a person in a wheelchair
	
Accessible shower available for guests with reduced mobility	YES flush with the floor





Type of shower	The shower is flush with the floor, with internal space 88 x 69 cm and both walls that can be opened
Shower chair	Convenient on request
Support handle	YES
Presence of shower head or sliding rails	ups and downs with the lowest point reachable by a seated person
Electric doorbell/telephone on the side of the shower	YES
	

Bar/restaurant

Type of venue	Bar/restaurant
Access to the premises	<input checked="" type="checkbox"/> flat
Useful width of door/entrance gate	Above 90 cm
Bar counter height	Above 100 cm
Height of the buffet counter	90 cm high
Types of tables	with central support
Space under floor tables	74 cm
Availability of high chairs for babies	YES





Multilingual menu	Not detected
Menu with app	Not detected
Braille menu	NO
Table service for people with disabilities	YES
Availability of foods for celiacs	<input checked="" type="checkbox"/> bread, pasta, biscuits, ice cream <input checked="" type="checkbox"/> pre-packaged foods
There are coffee and milk dispensers	YES with button placed 95 cm from the ground
A customer with reduced mobility can always reserve the same table	YES
There are toilets that can be used by a guest with reduced mobility (see "accessible toilets in the internal paths and common services)	YES
There is an area reserved for lunch for younger guests	NO
A fully equipped baby feeding service is available	Not detected





The restaurant has an outdoor veranda / dehors

YES with flat access

Types of tables

Same as restaurant tables





Internal pathways and common services

Communal toilets

Location of the venue	near the main restaurant
How to access the premises	By elevator (read eventual notes)
Usable width of the entrance door	86 cm
Type of door	with inwardly opening door
Type of handle	lever
Toilet height	41 cm
Toilet seat with open front tooth	NO
Support handles	Built-in to the toilet
Flexible shower on the side of the toilet	NO
Free space on the sides of the toilet	left Above 90 cm right 30 cm frontal 70 cm
Electric doorbell/telephone on the side of the toilet	YES





Washbasin with space underneath for wheelchair approach	57 cm
Height from the ground lower edge mirror	not sufficient for use by a person in a wheelchair
Baby changing table	NO
Eventual notes	From the reception, via the elevators, it is possible to reach the rooms and the garage. There is also another lift near the restaurant, to reach the common toilets. All have a sliding door with a useful width of 84 cm, a cabin 104 cm wide and 140 cm deep. The internal keyboard has raised buttons and braille. The tallest button is located at 127 cm and they are equipped with visual and audible cues upon arrival at the floor.





Medical practices/healthcare facilities

<p>Hospitals near the property</p>	<p>Careggi Hospital, Largo Brambilla 3 Florence, Tel +39 055 794111</p> <p>Ospedale S. Maria Nuova, Piazza S. Maria Nuova 1, Florence, Tel +39 055 69381</p> <p>Piero Palagi Hospital, Via Michelangelo 41, Florence, Tel +39 055 6937249</p> <p>San Giovanni di Dio Hospital, Via Torregalli 1, Florence, Tel +39 055 693211</p> <p>Meyer Children's Hospital, Via Pieraccini 24, Florence, Tel +39 055 56621</p>
<p>Any dialysis facilities</p>	<p>San Giovanni di Dio Hospital, Via Torregalli 1, Florence Dr. Alberto Rosati Tel +39 055 6932238 - alberto.rosati@uslcentro.toscana.it</p> <p>S. Maria Nuova Hospital, Piazza S. Maria Nuova 1, Florence</p>

Project carried out with the contribution of the



Project promoted by



Regione Toscana

	SOS Nephrology and Dialysis Dr. Raffaella Siervo Tel +39 055 6938610 nefrologiasmn@uslcentro.toscana.it
Other healthcare facilities	Usl Toscana Centro, Via Chiusi, Florence, Tel +39 055 6935406 Usl Toscana Centro Via D'Annunzio 29, Florence, Tel +39 055 6934901 Usl Toscana Centro, territorial garrison, Via Fanfani 17, Florence, Tel +39 055 6939350

Project carried out with the contribution of the



**Presidenza del
Consiglio dei Ministri**
Ministro per la disabilità